

You no longer need to
wait for the meter reader

Wireless recording of consumption data

Smart-home technology

Dear tenant, dear landlord,

A highly modern, radio-controlled system has been installed in your home for recording your consumption data. Depending on the metering devices which are used in your building, this system can record your heating and/or your water consumption.

The benefits of wireless technology

- › fast, accurate and detailed utility bills
- › remote readout of data by the service provider
- › no more inconvenient meter reading appointments in your home



Consumption data recording on the go

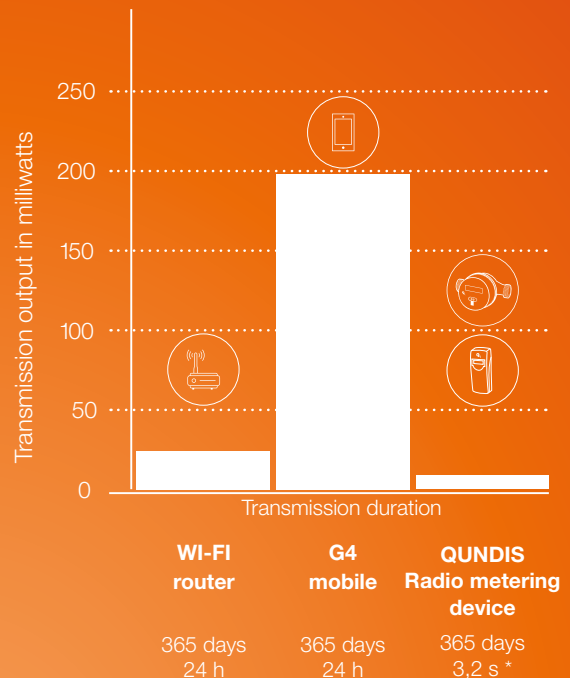


Wireless communication – without risk



From an electromagnetic point of view our radio system is totally safe. The optimised transmission performance and minimal transmission time of the metering devices mean that the signals are well below the threshold values of statutory emissions regulations.

A comparison of electromagnetic



* QUNDIS radio transmission in C-Mode

What's small, sends radio signals and knows how you heat your home?

Radio-controlled heat cost allocator

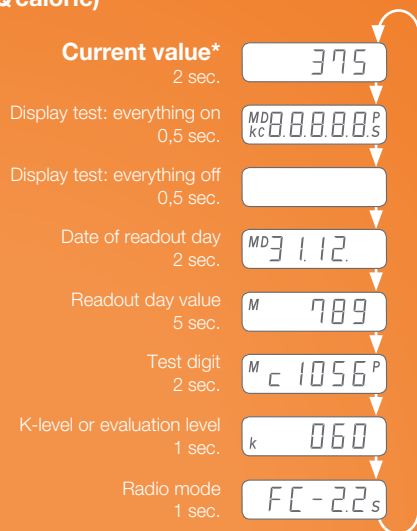
Functioning

Electronic heat cost allocators are fitted to radiators, where they measure the heat which is generated and record the data.

How you benefit

- **Precise:** fast and precise recording of consumption data
- **Transparent:** you can read the data on the display yourself at any time
- **Convenient:** no meter reading appointments needed

LCD display of a heat cost allocator (here Q calorific)



* On the readout day heat cost allocators are usually reset to zero. They show consumption since the last readout day. The parameters of heat cost allocators can also be set for continuous recording.

Making sure every drop is recorded.

Radio-controlled water meters

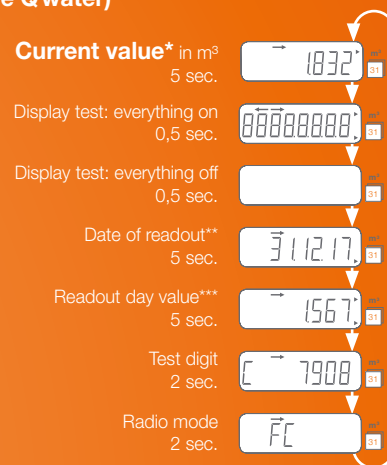
Functioning

Water meters record your water consumption and can also be integrated into a wireless system by means of a radio module. Various types of meter are used, depending on the design of the water pipe installation.

How you benefit

- **Transparent:** Mechanical counters display cumulative consumption in m³ via the tamper-free roller-counter system. In automatic sequence electronic meters conveniently show various values on the display.
- **Convenient:** no meter reading appointments needed

LCD display of an electronic water meter (here Q water)



* On the readout day water meters are not reset to 0. They display consumption since the metering device was fitted.

** If the first readout day has not yet been reached, "- - - -" appears in the display..

*** If the first readout day has not yet been reached, "0.000" appears in the display.

How can cosiness be measured?

Radio controlled heat meters

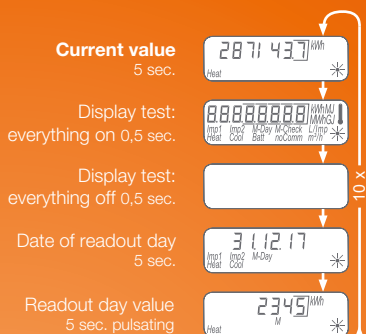
Functioning

Depending on the pipe installation in your central heating system, the heating of a specific apartment can also be recorded by heat meters. These are used for recording the overall heating volume for a building in order to calculate the shared costs for all users. Their data is fed into the building's consumption data network by means of a radio module.

How you benefit

- ▶ **Transparent:** display loop ensures intuitive readouts
- ▶ **Secure:** the device seal has a serial number
- ▶ **Convenient:** no meter reading appointments needed

LCD display of heat meter* (here Q heat)



* The rapid display loop is activated by briefly pressing one of the two keys on the device. After 10 repetitions the display automatically switches to the so-called 'Sleep' mode. In the case of combined heating/cooling meters additional steps are possible.

Energy saving is cool.

Tips on saving energy



Checking the room temperature

- ▶ Turn down the radiators at night or when you're not at home
- ▶ Don't let rooms cool down completely, because heating them up again costs energy and money



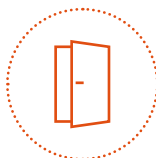
Let your radiators 'breathe'

- ▶ Don't hide your radiators behind furniture or curtains
- ▶ Don't dry your washing on the radiators
- ▶ Bleed the radiators when necessary



Water consumption

- ▶ Use water-saving fittings and household appliances
- ▶ Close tabs firmly
- ▶ Have a shower instead of a bath



Close room doors

- ▶ Keep doors closed, above all between heated and less heated rooms
- ▶ This also prevents buildup of mould



Ensure correct ventilation

- ▶ Open your windows for 10 minutes twice a day
- ▶ Before that: turn off the heating

Your contact person/metering service